

2007-2008

DLHS - 3



सत्यमेव जयते

Government of India

Ministry of Health and  
Family Welfare

## DISTRICT LEVEL HOUSEHOLD AND FACILITY SURVEY



FACT SHEET

ANDAMAN & NICOBAR ISLANDS



INTERNATIONAL INSTITUTE FOR POPULATION SCIENCES  
(Deemed University)  
MUMBAI

## Introduction

The District Level Household and Facility Survey is one of the largest ever demographic and health surveys carried out in India, with a sample size of about seven lakh households covering all the districts of the country. The Ministry of Health and Family Welfare (MoHFW), Government of India, initiated District Level Household Surveys (DLHS) in 1997 to provide district level estimates on health indicators to assist policy makers and program administrators in decentralized planning, monitoring and evaluation. The present District Level Household and Facility Survey (DLHS-3) is the third in the series preceded by DLHS-1 in 1998-99 and DLHS-2 in 2002-04. DLHS-3, like two earlier rounds, is designed to provide estimates on maternal and child health, family planning and other reproductive health services. In addition, DLHS-3 provides information related to the programmes of the National Rural Health Mission (NRHM). Unlike other two rounds in which currently married women age 15-44 years were interviewed, DLHS-3 interviewed ever-married women (age 15-49). In DLHS-3, along with ever-married women age 15-49, never married women (age 15-24) are also included as respondents. DLHS-3 adopts a multi-stage stratified probability proportion to size sampling design.

Bilingual questionnaires in the local language and English pertaining to Household, Ever Married Women (age 15-49), Unmarried Women (age 15-24), Village and Health Facility were used in DLHS-3. In the household questionnaire, information on all members of the household and socio-economic characteristics of the household, assets possessed, number of marriages and deaths in the household since January 2004, etc. were collected. The ever-married women's questionnaire contained information on women's characteristics, maternal care, immunization and childcare, contraception and fertility preferences, reproductive health including knowledge about HIV/AIDS. The unmarried women's questionnaire contained information on women's characteristics, family life education, awareness about reproductive health and contraception and HIV/AIDS, etc. The village questionnaire contained information on availability of health, education and other facilities in the village, and whether the facilities are accessible throughout the year. The health facility questionnaires contained information on human resources, infrastructure, and services. For the first time, a population-linked facility survey has been conducted in DLHS-3. At the district level, all Community Health Centres and the District Hospital were covered. Further, all Sub-Centres and Primary Health Centres which were expected to serve the population of the selected PSU were also covered. Fieldwork in Andaman & Nicobar Islands was conducted during December 2008 to January 2009, gathering information from 2,150 households.

This fact sheet gives information on the key indicators and trends for the state of Andaman & Nicobar Islands. At district level, separate fact sheets are available for all 2 districts of the state.



## Andaman &amp; Nicobar Islands - Key Indicators

Indicators	DLHS-3 (2007-08)			DLHS-2 (2002-04)		
	Total	Rural	Urban	Total <sup>1</sup>	Rural	Urban
<b>Sample size</b>						
Households .....	2,150	1,562	588	2,175	1,767	408
Ever married women (age15-49 years).....	1,823	1,358	465	NA	NA	NA
Currently married women (age 15-44 years).....	1,547	1,161	386	1,767	1,452	315
Unmarried women (age15-24 years).....	576	386	190	NA	NA	NA
<b>Population and households profile</b>						
Population literate age 7+ years (%) .....	86.1	84.0	91.7	85.5	84.5	87.8
Population below age 15 years (%).....	25.1	25.9	22.8	30.2	31.4	27.4
Mean household size .....	4.6	4.6	4.4	4.8	4.8	4.5
<b>Percentage of household that:</b>						
Have electricity.....	81.4	74.9	98.5	87.2	81.6	98.5
Have access to toilet facility.....	68.3	57.5	96.5	69.7	57.6	93.8
Live in a <i>Kachcha</i> house.....	38.2	51.4	3.4	27.2	38.8	3.6
Live in a <i>Pucca</i> house .....	36.7	23.1	72.6	50.7	38.7	75.0
Improved source of drinking water <sup>2</sup> .....	86.4	81.7	98.8	86.7	80.1	100.0
Lowest wealth quintile .....	15.4	21.3	na	8.5	10.4	na
Highest wealth quintile.....	46.9	30.9	89.1	35.1	25.2	77.9
<b>Awareness about Government health programmes (based on response from households)</b>						
DOTS (Tuberculosis) (%).....	73.4	71.6	78.1	NA	NA	NA
Leprosy Eradication (%).....	61.3	56.4	74.1	NA	NA	NA
Malaria/Dengue/Chikun Guinea (%).....	83.9	83.5	84.9	NA	NA	NA
Prevention of Sex Selection (%).....	53.4	47.2	70.1	NA	NA	NA
<b>Marriage</b>						
Mean age at marriage for boys (marriages that occurred during the reference period) <sup>3</sup> .....	26.4	25.9	28.5	25.9	25.7	26.5
Mean age at marriage for girls (marriages that occurred during the reference period) <sup>3</sup> .....	21.6	21.3	22.4	21.4	20.9	22.5
Boys married below age 21 (marriages that occurred during the reference period) <sup>3</sup> (%).....	5.2	6.4	0.0	3.5	3.8	2.8
Girls married below age 18 (marriages that occurred during the reference period) <sup>3</sup> (%).....	6.0	6.9	3.0	3.6	5.3	0.0
Currently married women age 20-24 who were married before age 18 (%).....	24.5	24.2	25.6	NA	NA	NA
<b>Indicators based on currently married women (age 15-44)</b>						
<b>Characteristics of women</b>						
Currently married non-literate women (%).....	13.6	15.1	9.3	22.0	24.0	12.6
Currently married women with 10 or more years of schooling (%).....	33.2	26.4	53.4	29.4	25.7	46.8
<b>Fertility</b>						
Births to women during age 15-19 out of total births <sup>3</sup> (%).....	2.9	3.1	2.2	NA	NA	NA
Women age 20-24 reporting birth of order 2 and above <sup>3</sup> (%).....	27.1	25.6	34.4	34.3	NA	NA
Women with two children wanting no more children (%).....	83.3	83.9	81.4	17.5	NA	NA
Mean children ever born to women age 40-44 years.....	3.0	3.2	2.6	2.8	NA	NA
<b>Current use of family planning methods</b>						
Any method (%).....	72.7	72.2	74.1	58.1	57.2	62.2
Any modern method (%).....	66.2	66.5	65.5	57.3	56.5	61.0
Female sterilization (%).....	46.3	45.9	47.4	44.7	45.8	39.6
Male sterilization (%).....	1.1	1.2	0.8	1.1	1.0	1.6
Pill (%).....	7.6	8.1	5.9	3.5	3.7	2.6
IUD (%).....	4.0	4.1	3.6	3.8	2.8	8.5
Condom (%).....	7.2	6.9	7.8	4.1	3.2	8.2
Any traditional method (%).....	6.3	5.5	8.5	0.7	0.6	1.2
NA: Not available.						
<sup>1</sup> Percentage of total (rural-urban combined) in DLHS-2 is adjusted according to rural-urban distribution of population as per 2001 Census.						
<sup>2</sup> Piped drinking water in DLHS-2 includes tap (inside residence/yard/plot) or tap (shared/public) or hand pump/bore well, well covered; DLHS-3 includes piped into dwelling piped to yard/plot, public tap/standpipe/hand pump/tube well/bore well/well covered/spring tanker, cart with small tank and bottled water.						
<sup>3</sup> DLHS-3 reference period is from 1-1-2004 to survey date; DLHS-2 reference period is from 1-1-1999/1-1-2001 to survey date.						

## Andaman &amp; Nicobar Islands - Key Indicators

Indicators	DLHS-3 (2007-08)			DLHS-2 (2002-04)		
	Total	Rural	Urban	Total <sup>1</sup>	Rural	Urban
<b>Current use of family planning methods (contd.)</b>						
Rhythm/Safe period (%).....	2.4	1.9	3.6	0.5	0.5	0.6
Couple using spacing method for more than 6 months (%).....	13.7	14.0	12.5	NA	NA	NA
Ever used Emergency Contraceptive Pills (ECP) (%).....	0.9	0.9	1.0	NA	NA	NA
<b>Unmet need for family planning</b>						
Total unmet need <sup>4</sup> (%).....	13.4	14.5	10.4	26.0	26.6	23.4
For spacing (Definition I) (%).....	2.5	2.8	1.6	11.2	11.7	8.4
For limiting (Definition I) (%).....	10.9	11.7	8.8	14.9	14.9	14.9
Total unmet need <sup>5</sup> (%).....	10.7	11.4	8.3	NA	NA	NA
For spacing (Definition II) (%).....	3.9	3.9	3.6	NA	NA	NA
For limiting (Definition II) (%).....	6.8	7.5	4.7	NA	NA	NA
<b>Antenatal care (based on women whose last pregnancy outcome was live/still birth during the reference period)<sup>3</sup></b>						
Mothers who received any antenatal check-up (%).....	96.4	95.6	99.1	97.0	97.4	95.4
Mothers who had antenatal check-up in first trimester (%).....	48.1	47.1	50.9	46.4	44.8	53.8
Mothers who had three or more ANC (%).....	79.5	79.5	79.6	93.5	93.4	93.9
Mothers who had at least one tetanus toxoid injection (%).....	94.1	93.5	96.1	93.9	94.4	91.5
Mothers whose Blood Pressure (BP) taken (%).....	95.9	95.1	99.1	93.9	93.7	94.7
Mothers who consumed 100 IFA Tablets (%).....	53.4	56.0	44.4	82.2	80.8	88.5
Mothers who had full antenatal check-up <sup>6</sup> (%).....	48.5	50.2	42.6	77.9	76.2	85.4
<b>Delivery care (based on women whose last pregnancy outcome was live/still birth during reference period)<sup>3</sup></b>						
Institutional delivery (%).....	76.3	72.4	89.8	75.5	71.5	93.1
Delivery at home (%).....	23.5	27.6	9.3	24.5	28.5	6.9
Delivery at home conducted by skilled health personnel (%).....	1.2	1.1	1.9	77.9	74.1	94.5
Safe Delivery <sup>7</sup> (%).....	77.5	73.5	91.7	78.0	74.1	94.7
Mothers who received post-natal care within two weeks of delivery (%).....	79.2	77.8	84.3	NA	NA	NA
Mothers who received financial assistance for delivery under JSY <sup>8</sup> (%).....	5.2	5.9	2.6	NA	NA	NA
<b>Child Immunization</b>						
Number of children age 12-23 months .....	111	85	26	210	169	41
Children 12-23 months fully immunized (%).....	84.5	84.5	84.6	69.3	74.6	46.3
Children 12-23 months not received any vaccination (%).....	2.7	3.6	0.0	1.2	1.5	0.0
Children 12-23 months who have received BCG vaccine (%).....	91.8	93.9	84.6	98.0	97.5	100.0
Children 12-23 months who have received 3 doses of DPT vaccine (%).....	90.9	91.6	88.5	85.6	86.8	80.5
Children 12-23 months who have received 3 doses of polio vaccine (%).....	90.9	91.6	88.5	75.7	80.9	53.7
Children 12-23 months who have received measles vaccine (%).....	92.8	90.5	100.0	85.7	87.5	78.0
Children (age 9 months and above) received at least one dose of vitamin A supplement (%).....	82.1	79.7	89.7	77.6	79.0	72.8
<b>Child feeding practices (based on last-born children) (%)</b>						
Children under 3 years breastfed within one hour of birth <sup>9</sup> .....	77.2	76.8	78.3	65.5	66.7	60.1
Children age 0-5 months exclusively breastfed <sup>10</sup> .....	35.4	30.3	62.5	NA	NA	NA
Children age 6-35 months exclusively breastfed for at least 6 months.....	61.2	62.8	56.0	44.2	NA	NA
Children age 6-9 months receiving solid/semi-solid food and breast milk.....	29.6	33.6	16.6	NA	NA	NA

<sup>4 & 5</sup> Total unmet need refers to unmet need for limiting and spacing.

**Definition I: Unmet need for spacing** includes the proportion of currently married women who are neither in menopause or had hysterectomy nor are currently pregnant who want more children after two years or later and are currently not using any family planning method. The women who are not sure about whether and when to have next child are also included. **Unmet need for limiting** includes the proportion of currently married women who are neither in menopause or had hysterectomy nor are currently pregnant and do not want any more children but are currently not using any family planning method (These definitions are same as DLHS-2).

**Definition II: Unmet need for spacing** includes fecund women who are neither pregnant nor amenorrhoeic, who are not using any method of family planning, and say they want to wait two or more years for their next birth. It also includes fecund women who are not using any method of family planning, and say they are unsure whether they want another child or who want another child but are unsure when to have the birth. **Unmet need for limiting** includes fecund women who are neither pregnant nor amenorrhoeic, who are not using any method of family planning, and who want no more children (These definitions are similar to NFHS-3).

<sup>6</sup> Full ANC: At least three visits for antenatal check-up, one TT injection received and 100 IFA tablets or adequate amount of syrup consumed.

<sup>7</sup> Either institutional delivery or home delivery attended by skilled health personnel (Doctor/ ANM/Nurse/midwife/LHV/Other health personnel).

<sup>8</sup> Janani Surasksha Yojana for deliveries from 1-4-2006 to survey date.

<sup>9</sup> DLHS-2 data indicates children breastfed within two hours of birth.

<sup>10</sup> Children who were given nothing but breast milk till the survey date.

## Andaman &amp; Nicobar Islands– Key Indicators

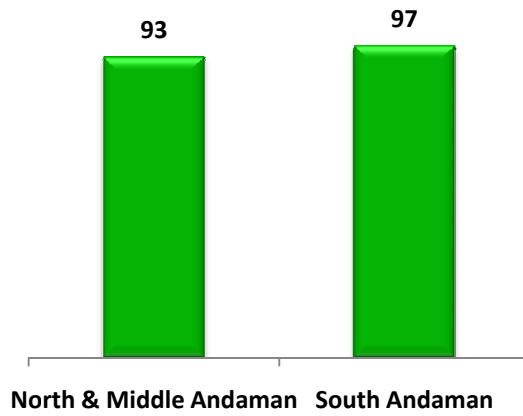
Indicators	DLHS-3 (2007-08)			DLHS-2 (2002-04)		
	Total	Rural	Urban	Total <sup>1</sup>	Rural	Urban
<b>Awareness about Diarrhoea and ARI</b>						
Women aware about danger signs of ARI <sup>11</sup> (%).....	35.8	34.1	41.0	16.1	15.0	20.7
<b>Management of childhood diseases (based on last two surviving children born during the reference period)<sup>3</sup></b>						
Children with diarrhoea in the last 2 weeks who received ORS <sup>12</sup> (%).....	71.8	65.6	80.0	81.7	78.3	*
Children with diarrhoea in the last 2 weeks who sought advice/treatment (%).....	60.2	60.3	60.0	93.2	91.3	*
Children with acute respiratory infection or fever in last 2 weeks who sought advice/treatment (%).....	81.3	83.1	73.7	91.2	91.6	*
<b>Awareness of RTI/STI and HIV/AIDS</b>						
Women who have heard of RTI/STI (%).....	38.9	38.0	41.7	15.3	13.2	25.0
Women who have heard of HIV/AIDS (%).....	82.7	79.9	91.2	71.7	71.1	74.2
Women who have any symptoms of RTI/STI (%).....	11.6	13.3	5.6	5.8	5.4	7.5
Women who know the place to go for testing of HIV/AIDS <sup>13</sup> (%).....	73.8	72.2	78.1	NA	NA	NA
Women underwent test for detecting HIV/AIDS <sup>13</sup> (%).....	34.2	33.2	36.9	NA	NA	NA
<b>Other reproductive health problems</b>						
Women had primary or secondary infertility (%).....	3.3	3.7	1.9	NA	NA	NA
Women had problem of obstetric fistula (%).....	1.0	1.3	0.0	NA	NA	NA
<b>Quality of family planning services</b>						
Currently married non-users who ever received counselling by health personnel to adopt family planning (%).....	37.2	37.9	34.4	43.9	44.1	43.1
Current users ever told about side-effects of family planning methods (%).....	34.3	35.5	30.2	50.6	50.5	51.1
Users who received follow-up services for IUD/sterilization within 48 hours (%)....	72.8	73.4	71.4	NA	NA	NA
<b>Indicators based on unmarried women (age 15-24)</b>						
<b>Characteristics of women</b>						
Unmarried non-literate women (%).....	1.5	1.4	1.6	NA	NA	NA
Unmarried women with 10 or more years of schooling (%).....	67.9	64.7	74.2	NA	NA	NA
<b>Family life education</b>						
Unmarried women who opined family life education/sex education important (%)..	82.8	82.1	84.2	NA	NA	NA
Unmarried women who ever received family life education/sex education (%).....	60.9	61.2	60.5	NA	NA	NA
Unmarried women who are aware of legal minimum age at marriage for girls in India (%).....	95.6	96.1	94.7	NA	NA	NA
<b>Awareness of contraceptive methods</b>						
Unmarried women who know about condom (%).....	79.9	80.2	79.5	NA	NA	NA
Unmarried women who know about pills (%).....	79.9	79.5	80.5	NA	NA	NA
Unmarried women who know about Emergency Contraceptive Pills (ECP) (%).....	34.3	28.1	45.8	NA	NA	NA
Unmarried women who ever discussed about contraception with any one (%).....	37.8	36.7	40.0	NA	NA	NA
<b>Awareness of RTI/STI and HIV/AIDS</b>						
Unmarried women who have heard of RTI/STI (%).....	42.7	44.1	40.0	NA	NA	NA
Unmarried women who have heard of HIV/AIDS (%).....	91.9	89.3	96.8	NA	NA	NA
Unmarried women who know the place for testing of HIV/AIDS <sup>13</sup> (%).....	80.5	79.2	82.6	NA	NA	NA
Unmarried women underwent test for detecting HIV/AIDS <sup>13</sup> (%).....	3.4	3.1	3.8	NA	NA	NA
<sup>11</sup> Acute Respiratory Infection						
<sup>12</sup> Oral Rehydration Solutions/Salts						
<sup>13</sup> Based on the women who have heard of HIV/AIDS.						
* Percentage not shown, based on few cases.						

## Andaman &amp; Nicobar Islands – Key indicators

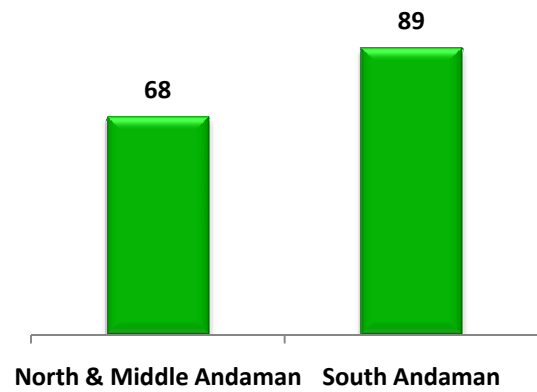
Indicators	Number/Percentage
<b>Villages covered</b>	
Number of villages.....	72
<b>Health Facilities covered</b>	
Sub-Centres .....	25
Primary Health Centres (PHC).....	15
Community Health Centres (CHC).....	2
District Hospitals (DH) .....	2
<b>Health programmes at village level</b>	
Number of villages having ASHA.....	31
Villages having beneficiary under Janani Suraksha Yojana (JSY) (%) .....	52.8
Village where Health and Sanitation Committee formed (%).....	31.9
Village where <i>Pradhan</i> /Panchayat member aware of untied fund (%).....	51.4
<b>Accessibility of the health facility</b>	
Villages with Sub-Centre within 3 KMs (%).....	0.0
Villages with PHC within 10 KMs (%).....	66.7
<b>Infrastructure, staff and services at Sub-Centre</b>	
Sub-Centre located in government building (%).....	96.0
Sub-Centre with ANM (%).....	96.0
Sub-Centre with male health worker (%).....	12.0
Sub-Centre with additional ANM (%).....	56.0
ANM living in Sub-Centre quarter where facility is available (%).....	68.2
<b>Infrastructure, staff and services at Primary Health Centre (PHC)</b>	
PHCs having Lady Medical Officer (%).....	26.7
PHCs having AYUSH Medical Officer (%).....	6.7
PHCs with at least 4 beds (%).....	100.0
PHCs having residential quarter for Medical Officer (%).....	100.0
PHCs functioning on 24 hours basis (%) .....	93.3
PHCs having new born care services <sup>14</sup> (%) .....	71.4
PHCs having referral services for pregnancies/delivery <sup>14</sup> (%) .....	42.9
PHCs conducted at least 10 deliveries during last one month <sup>14</sup> (%).....	14.3
<b>Infrastructure, staff and services at Community Health Centre (CHC)</b>	
CHCs having Obstetrician/Gynaecologist (%).....	100.0
CHCs having 24 hours normal delivery services (%).....	100.0
CHCs having functional Operation Theatre <sup>15</sup> (%).....	100.0
CHCs designated as FRUs (%).....	50.0
CHCs designated as FRUs offering caesarean section <sup>16</sup> (%).....	0.0
FRUs having new born care services on 24 hour basis <sup>16</sup> (%) .....	100.0
FRUs having blood storage facility <sup>16</sup> (%) .....	100.0
<sup>14</sup> Based on the PHCs functioning on 24 hours basis.	
<sup>15</sup> If surgeries are carried out in the Operation Theatre.	
<sup>16</sup> CHC designated as FRU	

### Andaman & Nicobar Islands Indicators at District Level (%)

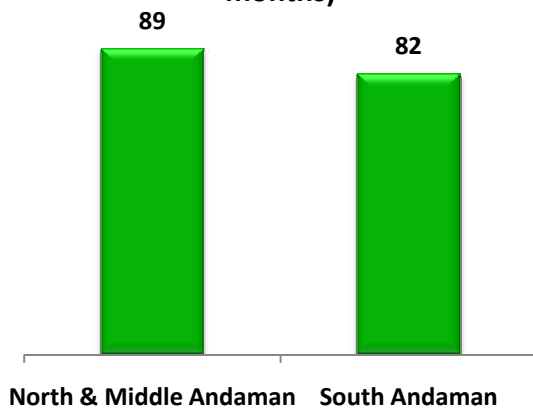
**Mother Received at least one T.T. Injection**



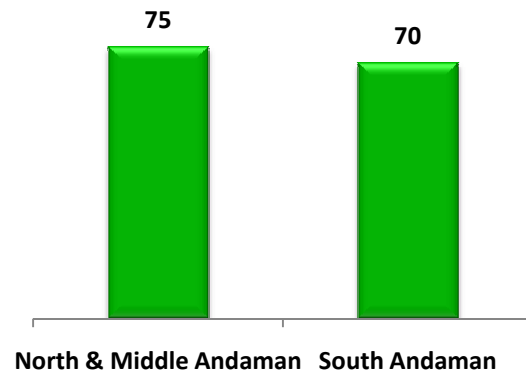
**Institutional Deliveries**



**Full Vaccination of Children (age 12-23 months)**



**Contraceptive Use**



For additional information, please contact:

**Director/Project Coordinator (DLHS-3)**  
**International Institute for Population Sciences**  
Govandi Station Road, Deonar  
Mumbai - 400 088 (India)  
Telephone: 022-2556 3254/5/6, 022-4237 2465, 42372411  
Fax: 022-25563257, 25555895  
Email: rchpro@iips.net, director@iips.net  
Website: <http://www.rchiips.org>  
<http://www.iipsindia.org>

**Additional Director General (Stat.)**  
**Ministry of Health and Family Welfare**  
Government of India  
Nirman Bhavan  
New Delhi 110 011  
Telephone: 011 - 23061334  
Fax: 011 - 23061334  
Email: adg-mohfw@nic.in

**Chief Director (Stat.)**  
**Ministry of Health and Family Welfare**  
Government of India  
Nirman Bhavan  
New Delhi 110 011  
Telephone: 011 - 23062699  
Fax: 011 - 23062699  
Email: cdstat@nic.in  
Website: <http://www.mohfw.nic.in>